



**2018**

**2018 08**

)

(

**1**

**2**

3

.....	2
.....	7
.....	10
.....	13
.....	20
.....	70
.....	73
.....	74
.....	75
.....	76
.....	169



---

LENS ARRAY		

MPO



Multi-fiber Pull Off

0/3FF12)dg)2A-S7gdg

			300394
	Suzhou TFC Optical Communication Co., Ltd		
	TFC		

	695	695
	0512-66905892	0512-66905892
	0512-66256801	0512-66256801
	zhengquan@tfcsz.com	zhengquan@tfcsz.com

1

	695
	215129
	695
	215129
	www.tfcsz.com
	china@tfcsz.com
	2018 02 24
	www.cninfo.com.cn 2018-012

2

2017

3

2017

4

	207,211,535.92	171,380,392.08	20.91%
	54,335,233.60	60,975,310.82	-10.89%
	51,426,925.51	57,531,835.22	-10.61%
	36,894,771.67	54,600,922.34	-32.43%
/	0.2924	0.3281	-10.88%
/	0.2924	0.3281	-10.88%
	6.66%	7.84%	-1.18%
	913,052,770.63	889,425,236.77	2.66%
	803,694,676.65	808,907,111.14	-0.64%

/	0.2745
---	--------

1

2





2

2005

“

” “

”

Mux/Demux

FA

BOX

3

4

2018

OEM

3

“ ”

1

OSA

100G TOSA/BOSA OEM

10G/25G/100G

200G/400G

2

5G

Mux/Demux BOX

Mux/Demux

BOX

2018

3

2017 1

“ ”

2018 3

2018 8 2

1210.191

1.90

1.83

“ ” “ ”



	207,211,535.92	106,272,117.87	48.71%	20.91%	55.35%	-11.37%
--	----------------	----------------	--------	--------	--------	---------

1

	297,851,882.06	32.62%	298,933,073.89	36.29%	-3.67%	3,689.5 5,947.2
	128,176,936.77	14.04%	89,022,775.68	10.81%	3.23%	
	59,702,903.68	6.54%	49,078,645.48	5.96%	0.58%	
	53,357,267.52	5.84%	46,268,624.66	5.62%	0.22%	
	248,669,128.95	27.23%	216,150,514.24	26.24%	0.99%	
	5,589,076.98	0.61%	14,340,052.21	1.74%	-1.13%	
	68,224,397.29	7.47%	50,182,672.50	6.09%	1.38%	
	1,270,008.48	0.14%	1,999,229.15	0.24%	-0.10%	
	451,350.70	0.05%	360,195.38	0.04%	0.01%	
	779,796.84	0.09%	0.00	0.00%	0.09%	
	3,924,547.23	0.43%	11,843,592.99	1.44%	-1.01%	
	41,279,824.53	4.52%	42,357,670.62	5.14%	-0.62%	

2

3

1

910,385.01	44,150,000.00	-97.94%

2

3

4

5

6

1

		17,660	0	0
		17,660	0	0



5		2016 12	7,000	
	LENS			24.5%
6.		2017 6	1000	
7		2017 1	16,000	
6.25%				
8		2017 10	10	

## 2018 1-9

1

2

3

“ ” 2018 8

OSA ODM  
5G

MPO

4

2018 8


18348.29

## 1

2018		65.75%	2018 02 02	2018 02 03	2018 2 3 (www.cninfo.com.cn) 2018 2018-010
2017		65.78%	2018 04 10	2018 04 11	2018 4 11 (www.cninfo.com.cn) 2017 2018-024

## 2





				2015 01 31		
			25%			

--	--	--	--	--	--	--

				2015 01 31		
				2015 01 31		

			25%			
--	--	--	-----	--	--	--

				2015 01 31		




			1			
--	--	--	---	--	--	--

			20			
			5%			
			a			
			b			

			2,000	c		
			2%			
			b	c		
			c			
			5			
			3			
			5			
			2			

			5			
			3			
			20			
				a		
			2,000			
			b			



			3			
			20			
			a			
			30%	b		
			2%	a b		
		b				

			5			
			1	2015 01 31		
			2			

			/ /			
			3			

			1 / / /			
			2	/		
			/			
			/			
			/			

			1  / /		2015 01 31	

			2			
			/			
			/			

				1		
			2			

			2%	2015 01 31		
			5%			

			3			
			2			
			5%			
				2015 01 31		

			20%			
			40%			
			3			
			2			

			30	2015 01 31		


			1			
			2			
				2015 01 31		

			30			
				1		
				2		

---

--	--	--	--	--	--	--

				2015 01 31		
			1 /			



2

			1 /	2015 /	01 31	
		2 /				

			1 /	2017 01 20		



			2			
			3			
			4			
			5			

			" "			
			"			
			"			
			1			
				2017 05		
				20		

			2			
--	--	--	---	--	--	--

			3			
			" "			
			5%			
			" "			
			1	2017 05 20		

			2			
--	--	--	---	--	--	--

			3			
			" "			
		" "				
			1	2017 05 20		

			2			
			3			


			4			
			" " 5% " " 2017 05 20 1			

			2			
			3			

			4			
			"/ / " " "	1	2017 05 20	

			2			
			/			
			/			
				3		
						4

			/			
	ZHOU,ZHIPI NG		1	2017 11 10		
			2			
			3			
		4				



5


“ ”

“ ”

1

2

3

4

5

2018 3 16

7 0 0

2018

TFC

2018

5,330

2,266.81

2018	2018 03 20	www.cninfo.com.cn

1

1

2

3

115,360.01

10%

10%

2

3

1

2

2017 1

2017

2017

2018 1 2

2018 3 20

[2018] 298

2018 7

1, 210 1910

189, 999, 987. 00

183, 482, 885. 12

7 25

2018 8 2

2018 8 6

2018 2

40%

“ ”

100%

1

	114,796,600	61.77%				-92,593,750	-92,593,750	22,202,850	11.95%
3	92,593,750	49.82%				-92,593,750	-92,593,750		
	92,593,750	49.82%				-92,593,750	-92,593,750		
4	22,202,850	11.95%						22,202,850	11.95%
	22,202,850	11.95%						22,202,850	11.95%
	71,053,400	38.23%				92,593,750	92,593,750	163,647,150	88.05%
1	71,053,400	38.23%				92,593,750	92,593,750	163,647,150	88.05%
	185,850,000	100.00%				0	0	185,850,000	100.00%

2018 2 17

92,593,750

49.82%

2018 2 17

92,593,750

2

	87,250,000	87,250,000		0		2018-2-17
	5,343,750	5,343,750		0		2018-2-17
	21,056,250			21,056,250		
	1,146,600			1,146,600		
	114,796,600	92,593,750	0	22,202,850	--	--

	14,525	8	0
5%			

		0.38%	700,000			700,000		
		0.35%	645,133			645,133		
		0.34%	628,899			628,899		
		100%						
		56.15%						
10								
							87,250,000	87,250,000
							7,018,750	7,018,750
							5,343,750	5,343,750
							1,660,000	1,660,000
							900,000	900,000
							825,500	825,500
							700,000	700,000
							645,133	645,133
							628,899	628,899
							548,790	548,790
10		100%						
10	10	56.15%						
		10						

10

10

10

10



2017

2017



1

2018 06 30

	297,851,882.06	327,122,183.48
	68,224,397.29	45,837,544.15
	128,176,936.77	96,110,309.85
	1,270,008.48	1,626,424.33
	451,350.70	361,719.21
	59,702,903.68	59,235,515.43





	221,665,436.17	221,741,104.26
	-272,384.77	-272,384.77
	53,708,773.16	53,708,773.16
	342,742,852.09	347,879,618.49
	803,694,676.65	808,907,111.14
	729,852.23	1,502,070.44
	804,424,528.88	810,409,181.58
	913,052,770.63	889,425,236.77

	38,556,733.22	42,959,154.89
	133,541,984.44	132,108,982.44
	83,054,282.03	84,591,660.01
	169,902.90	3,586,736.42
	7,264,095.57	7,349,775.09
	1,072,074.86	1,701,811.16
	1,123,115.77	874,022.09
	3,625,829.23	271,700.00
	268,408,018.02	273,443,842.10
	822,556,677.80	818,196,014.75
	11,986,681.66	10,097,731.53
	50,822,887.74	24,675,171.51
	2,463,635.90	1,052,282.46
	3,967,687.37	5,455,416.44
	2,440,898.68	1,321,690.37

	86,742,176.36	57,752,560.49
	86,742,176.36	57,752,560.49
	185,850,000.00	185,850,000.00
	221,338,011.31	221,413,679.40
	-272,384.77	-272,384.77
	53,708,773.16	53,708,773.16
	275,190,101.74	299,743,386.47
	735,814,501.44	760,443,454.26
	822,556,677.80	818,196,014.75

3

--	--	--

	207,211,535.92	171,380,392.08
	207,211,535.92	171,380,392.08
	147,119,140.60	102,884,046.77
	106,272,117.87	68,409,338.53
	2,744,451.88	2,931,064.13
	4,361,932.25	3,640,691.98
	35,066,719.05	27,967,481.56
	-3,121,186.82	156,479.75
	1,795,106.37	-221,009.18
“ ”		
“ ”	4,086,255.93	1,042,696.93
	598,285.08	-1,034,563.35
“ ”		
“ ”		
	288,000.00	767,100.00
“ ”	64,466,651.25	70,306,142.24
	518,601.69	1,231,620.35
	873,033.61	24,832.86
“ ”	64,112,219.33	71,512,929.73
	9,714,487.02	11,222,360.34
“ ”	54,397,732.31	60,290,569.39

“ ”	54,397,732.31	60,290,569.39
“ ”		
	54,335,233.60	60,975,310.82
	62,498.71	-684,741.43
1.		
2.		
1.		
2.		
3.		
4.		
5.		
6.		
	54,397,732.31	60,290,569.39
	54,335,233.60	60,975,310.82
	62,498.71	-684,741.43
	0.2924	0.3281
	0.2924	0.3281

4

	210,913,944.09	171,723,435.74
	148,306,809.31	90,648,116.06
	1,470,965.82	1,805,409.99
	4,361,932.25	3,640,691.98
	21,053,517.38	17,388,828.79
	-3,129,838.89	174,069.12
	1,660,624.57	-221,097.18
“ ”		
“ ”	4,086,255.93	1,042,696.93
	598,285.08	-1,034,563.35
“ ”		
	0.00	602,100.00
“ ”	41,276,189.58	59,932,213.91
	163,252.57	1,148,431.47
	358,600.65	2,574.36
“ ”	41,080,841.50	61,078,071.02
	6,162,126.23	9,257,474.57
“ ”	34,918,715.27	51,820,596.45
“ ”	34,918,715.27	51,820,596.45
“ ”		

1.		
2.		
1.		
2.		
3.		
4.		
5.		
6.		
	34,918,715.27	51,820,596.45

## 5

	184,545,472.27	199,514,419.61

	3,152,829.25	
	4,776,999.07	3,753,320.05
	192,475,300.59	203,267,739.66
	81,256,940.86	76,723,033.63

	342,025,561.78	197,816,305.32
	-5,873,190.93	81,019,754.96
		2,000,000.00
	925,238.44	1,303,332.31
	925,238.44	3,303,332.31
	59,472,000.00	59,472,000.00
	1,835,623.45	1,362,828.34
	61,307,623.45	60,834,828.34
	-60,382,385.01	-57,531,496.03
	90,502.85	-1,135,415.61
	-29,270,301.42	76,953,765.66
	327,122,183.48	221,979,308.23
	297,851,882.06	298,933,073.89

## 6

	184,545,472.27	199,313,790.63
	3,151,826.41	
	4,068,743.62	18,296,963.85
	191,766,042.30	217,610,754.48
	122,780,050.77	97,915,839.83
	17,580,128.95	15,546,058.34

	11,307,156.80	18,870,122.57
	7,741,007.95	7,191,141.72
	159,408,344.47	139,523,162.46
	32,357,697.83	78,087,592.02
	331,600,000.00	272,000,000.00
	3,487,970.85	2,077,260.28
	335,087,970.85	274,077,260.28
	6,153,947.99	11,631,212.70
	331,600,000.00	207,468,369.00
	337,753,947.99	219,099,581.70
	-2,665,977.14	54,977,678.58
	925,238.44	1,303,332.31
	925,238.44	1,303,332.31
	1,000,000.00	
	59,472,000.00	59,472,000.00
	925,238.44	1,362,828.34
	61,397,238.44	60,834,828.34
	-60,472,000.00	-59,531,496.03
	90,502.85	-1,135,341.32

	-30,689,776.46	72,398,433.25
	321,863,027.88	219,285,360.09
	291,173,251.42	291,683,793.34

7

	185,850,000.00				221,741,104.26		-272,384.77		53,708,773.16		347,879,618.49	1,502,070.44	810,409,181.58

4					-75,668.09							-834,716.92	-910,385.01
												-59,472,000.00	-59,472,000.00
1													
2													
3												-59,472,000.00	-59,472,000.00
4													
1													
2													
3													
4													
1													
2													
	185,850,000.00				221,665,436.17		-272,384.77		53,708,773.16		342,742,852.09	729,852.23	804,424,528.88

	185,850,000.00				221,413,679.40				44,531,574.74		305,294,137.52		757,089,391.66

	185,850,000.00				221,413,679.40				44,531,574.74		305,294,137.52		757,089,391.66
“ ”					327,424.86		-272,384.77		9,177,198.42		42,585,480.97	1,502,070.44	53,319,789.92
							-272,384.77				111,234,679.39		

2													
3													
4													
1													
2													
	185,850,000.00				221,741,104.26		-272,384.77		53,708,773.16		347,879,618.49	1,502,070.44	810,409,181.58

8

	185,850,000.00				221,413,679.40		-272,384.77		53,708,773.16		299,743,386.47		760,443,454.26
	185,850,000.00				221,413,679.40		-272,384.77		53,708,773.16		299,743,386.47		760,443,454.26
“ ”					-75,668.09						-24,553,284.73		-24,628,952.82
											34,918,715.27		34,918,715.27
					-75,668.09								-75,668.09
1													

2											
3					-75,668.0 9						-75,668.0 9
4											
										-59,472, 000.00	-59,472,0 00.00
1											-10,731,8 83.19
2											

	185,850, 000.00				221,413,6 79.40				44,531,57 4.74	276,620 ,600.70	728,415,8 54.84	
	“ ”								-272,384. 77	9,177,198 .42	23,122, 785.77	32,027,59 9.42
									-272,384. 77		91,771, 984.19	91,499,59 9.42
1												
2												
3												
4												
										9,177,198 .42	-68,649, 198.42	-59,472,0 00.00
1										9,177,198 .42	-9,177,1 98.42	
2											-59,472, 000.00	-59,472,0 00.00
3												

2											
	185,850,000.00				221,413,679.40		-272,384.77		53,708,773.16	299,743,386.47	760,443,454.26

1

“ ” “ ”

2011

9

5,910

2015 1 30

[2015]183

A 1,859

1,524

335

2015 2 17

7,434

2016 5 9

2015

10

15

11,151

18,585

8,725

46.95%

913205007764477744

695

2018 8 20

2

C39

3

4

ODM/OEM

5

“ ”	4,500		2010 11
“ ”	5,000		2016 8
“ ”	500		2016 11

---

“ ”	1,000	2017 6
-----	-------	--------

12

4

5

1

2

6

7

1

2

8

9

“ ”

10

1

2

3

4

23 —

5

50%

12

**11**

**1**

	100

**2**


--	--	--

**3**


**12**

14

1

2

15

16

1

2

		20	5/10	4.50/4.75
		10	5/10	9.00/9.50
		5	5/10	18.00/19.00
		5	5/10	18.00/19.00
		5	5/10	18.00/19.00

3

75%

90%

90%

17

18

1

1

1

2

3

3

19

20

21

1

1

2

2

23

24

1

2

3

4

25

1

2

26

27

28

1

2

3

29

1

2

30

/

31

1

2

32

1

2017 1 1

16 —

[2017]15

2017 5 28

42 ——

[2017]13

2017 1 1

[2017]30

2017

33

1

2

34

1

		17%/16%
		7%
		5%
		15%
		25% 16.5%

		5%
--	--	----

		25%
		25%
		25%
		16.5%

2

2015 7 6

GR201532000580

15%

2015 9 25

GR201536000235

15%

3

2018 32

17% 11%

2018 5 1

16% 10%

1

	69,494.09	93,254.51
	297,782,387.97	327,028,928.97
	297,851,882.06	327,122,183.48

2

--	--	--

3

4

1

	68,224,397.29	45,710,824.63
		126,719.52
	68,224,397.29	45,837,544.15

2

--	--

3

	1,201,573.78	
	1,201,573.78	

4

--	--

5

1


	134,932,312.48	100.00%	6,755,375.71	5.01%	128,176,936.77	101,196,146.53	100.00%	5,085,836.68	5.03%	96,110,309.85
	134,932,312.48	100.00%	6,755,375.71	5.01%	128,176,936.77	101,196,146.53	100.00%	5,085,836.68	5.03%	96,110,309.85

1	134,757,110.67	6,737,855.53	5.00%
1 2	175,201.81	17,520.18	10.00%
2 3			30.00%
3			100.00%
	134,932,312.48	6,755,375.71	5.01%

2

1,669,539.03

--	--	--

3

--	--

--	--	--	--	--	--



2

单位名称	是否为关联方	款项性质	金额	账龄	占预付账款总额
合计	否	电费	156,357.33	1年以内	35.96
	否	代理服务费	93,382.06	1年以内	7.38
	否	租金	82,980.64	1年以内	6.53
	否	代理服务费	61,283.20	1年以内	4.83
	否	代理服务费	60,000.00	1年以内	4.72
			754,803.23		59.48
					合计

7

1

--	--	--

2

--	--	--	--	--

8

1

( )		
-----	--	--

2

1

( )				
-----	--	--	--	--

9

1

	475,106.00	100.00%	23,755.30	5.00%	451,350.70	1,102,696.46	100.00%	740,977.25	67.20%	361,719.21
	475,106.00	100.00%	23,755.30	5.00%	451,350.70	1,102,696.46	100.00%	740,977.25	67.20%	361,719.21

1	475,106.00	23,755.30	5.00%
1 2			10.00%
2 3			30.00%
3			100.00%
	475,106.00	23,755.30	

2

717,221.95

--	--	--

3



7

8

10

1

	20,133,891.28	273,663.00	19,860,228.28	21,822,260.01		21,822,260.01
	16,879,983.66	186,115.62	16,693,868.04	17,850,653.53		17,850,653.53
	23,531,818.03	383,010.67	23,148,807.36	19,562,601.89		19,562,601.89
	60,545,692.97	842,789.29	59,702,903.68	59,235,515.43		59,235,515.43

4 —

1 —

5 —

2

		273,663.00				273,663.00
		186,115.62				186,115.62
		383,010.67				383,010.67
		842,789.29				842,789.29

3

4

--	--

11

--	--	--	--	--

12

--	--	--

13

	779,796.84	1,788,304.73
	779,796.84	1,788,304.73


14

1


2



3



4




5



15

1



2



3

---

16

1


2

3

17


18

1

2

3

--	--	--

19

1

1.	131,704,510.63	162,575,306.54	3,772,088.04	2,029,248.11	21,840,153.01	321,921,306.33
2.		9,445,065.76	141,547.04		1,098,357.87	10,684,970.67
1		5,857,642.25	141,547.04		1,098,357.87	7,097,547.16
2		3,587,423.51				3,587,423.51
3						
3.		1,752,482.04	161,891.11	147,740.17	815,831.69	2,877,945.01
1		1,752,482.04				

2.	2,565,116.88	9,287,657.24	134,499.54	47,009.98	836,267.35	12,870,550.99
1	2,565,116.88	9,287,657.24	134,499.54	47,009.98	836,267.35	12,870,550.99
3.		1,242,456.96	146,177.10	140,353.16	736,131.28	2,265,118.50
1		1,242,456.96	146,177.10	140,353.16	736,131.28	2,265,118.50
4.	17,951,403.91	49,844,240.60	2,417,366.83	1,458,769.02	9,387,422.68	81,059,203.04
1.						
2.						
1						
3.						
1						
4.						
1.	113,753,106.72	120,423,649.66	1,334,377.14	422,738.92	12,735,256.51	248,669,128.95
2.	116,318,223.60	120,776,266.22	1,343,043.65	477,135.91	12,552,866.40	251,467,535.78

#

4

--	--

5

--	--	--

20

1

0SA/	2,758,726.98		2,758,726.98	2,079,066.03		2,079,066.03
				3,587,423.51		3,587,423.51
	169,902.90		169,902.90	48,543.68		48,543.68
	2,660,447.10		2,660,447.10	1,265,487.53		1,265,487.53
	5,589,076.98		5,589,076.98	6,980,520.75		6,980,520.75

2

0SA/	2,630,000.00	2,079,066.03	679,660.95			2,758,726.98	100.00%	100.00%				
		3,587,423.51		3,587,423.51		0.00						
		48,543.68	121,359.22			169,902.90						

		1,265,48 7.53	1,394,95 9.57			2,660,44 7.10						
	2,630,00 0.00	6,980,52 0.75	2,195,97 9.74	3,587,42 3.51	0.00	5,589,07 6.98	--	--				--

3

--	--	--	--	--	--	--	--	--	--	--	--	--

21

--	--	--	--	--	--	--	--	--	--	--	--	--

22

--	--	--	--	--	--	--	--	--	--	--	--	--

23

1

2

24

25

1

1.	44,562,519.11				44,562,519.11
2.					
1					
2					
3					
3.					
1					
4.	44,562,519.11	0.00	0.00	0.00	44,562,519.11
1.	2,835,672.86				2,835,672.86
2.	447,021.72	0.00	0.00	0.00	447,021.72
1	447,021.72				447,021.72
3.					
1					
4.	3,282,694.58	0.00	0.00	0.00	3,282,694.58
1.					
2.					
1					
3.					
1					

4.					
1.	41,279,824.53	0.00	0.00	0.00	41,279,824.53
2.	41,726,846.25	0.00	0.00	0.00	41,726,846.25

0.00%

		4,938,548.50				4,938,548.50		
		22,657,749.8 4				22,657,749.8 4		

27

1

--	--	--	--	--

2

--	--	--	--	--

28

	1,701,811.16		629,736.30	1,072,074.86
	1,701,811.16		629,736.30	1,072,074.86

29

/

1

--	--	--

	7,621,920.30	1,146,886.92	5,826,813.93	874,022.09
	10,377,918.80	1,556,687.82	7,710,780.79	1,156,617.12
	17,999,839.10	2,703,574.74	13,537,594.72	2,030,639.21

2

	6,773,593.41	1,016,039.01	6,773,593.41	1,016,039.01
	6,773,593.41	1,016,039.01	6,773,593.41	1,016,039.01

3

		2,703,574.74		2,030,639.21
		1,016,039.01		1,016,039.01

4

		8,790,344.73	7,982,878.64
		8,790,344.73	7,982,878.64

5

2021	164,051.23	164,051.23	
2022	7,653,384.78	7,818,827.41	
2023	807,466.09		
	8,624,902.10	7,982,878.64	--

30

	3,924,547.23	676,900.00
	3,924,547.23	676,900.00

31

1

--	--	--

2

0.00

--	--	--	--	--

32

--	--	--

33

34

	11,986,681.66	10,097,731.53
	11,986,681.66	10,097,731.53

0.00

35

1

1	53,153,097.59	29,234,834.57
1 2	484,520.64	394,710.47
2 3	49,577.00	17,100.00
3	3,165.00	1,530.00
	53,690,360.23	29,648,175.04

2

1

--	--	--

单位名称	是否为关联方	款项性质	金额	账龄	占期末应付账款余额的比例%
供应商1	是	材料款	19,908,275.85	1年以内	37.08
供应商2	否	材料款	5,731,034.27	1年以内	10.67
供应商3	否	材料款	5,217,146.00	1年以内	9.72
供应商4	否	材料款	3,584,112.31	1年以内	6.68
供应商5	否	材料款	1,287,600.00	1年以内	2.40
<b>合计</b>	——	——	<b>35,728,168.43</b>	——	<b>66.54</b>

36

1

1	2,453,601.94	1,071,557.64
1 2	3,887.00	4,322.43

2	3	5,246.96	4,683.39
3		900.00	900.00
		2,463,635.90	1,081,463.46

2 1

--	--	--

3

--	--

单位名称	与本公司关系	金额	账龄	占期末预收账款余额的%
客户1	客户	1,516,726.96	1年以内	61.56
1201058 客户2	客户	494,000.00	1年以内	11.11
115.52 客户3	客户	150,544.43	1年以内	11.11
114.51 客户4	客户	111,039.98	1年以内	11.11
568132 客户5	客户	133,333.33	1年以内	11.11
369.69		93,981.11	合计	2,364.69

37

1

	13,387,417.59	45,575,621.69	46,274,603.27	12,688,436.01
	0.00	3,820,449.12	3,820,449.12	0.00
	13,387,417.59	49,396,070.81	50,095,052.39	12,688,436.01

2

1	13,194,452.26	40,987,247.28	42,069,174.35	12,112,525.19
2	0.00	1,862,313.46	1,862,313.46	0.00
3	0.00	1,081,738.50	1,081,738.50	0.00
	0.00	839,156.72	839,156.72	0.00
	0.00	198,305.99	198,305.99	0.00
	0.00	44,275.79	44,275.79	0.00
4	0.00	973,196.93	973,196.93	0.00
5	192,965.33	671,125.52	288,180.03	575,910.82
6	0.00	0.00	0.00	0.00
7	0.00	0.00	0.00	0.00
	13,387,417.59	45,575,621.69	46,274,603.27	12,688,436.01

3

1	0.00	3,761,489.14	3,761,489.14	0.00
2	0.00	58,959.98	58,959.98	0.00
3	0.00			

---

	147,673.13	158,288.22
	97,132.34	



|



3

4


47

1

--	--	--

48

1

--	--	--

2

--	--	--

--	--	--

--	--	--

49

--	--	--	--	--	--

50

--	--	--	--

51

	16,758,800.00	1,060,400.00		17,819,200.00	
	16,758,800.00	1,060,400.00		17,819,200.00	--

								/
	16,758,800.00	1,060,400.00					17,819,200.00	
	16,758,800.00	1,060,400.00					17,819,200.00	--

52

--	--	--

53

		+ -					
	185,850,000.00						185,850,000.00

54

1

2



55

	221,741,104.26		75,668.09	221,665,436.17
	221,741,104.26		75,668.09	221,665,436.17

56



57

		+ -					
	-272,384.77						-272,384.77

	-272,384.77						-272,384.77
	-272,384.77						-272,384.77

**58**

--	--	--	--	--

**59**

--	--	--	--	--

## 61

	205,096,439.18	104,683,196.66	169,694,115.66	68,293,966.18
	2,115,096.74	1,588,921.21	1,686,276.42	115,372.35
	207,211,535.92	106,272,117.87	171,380,392.08	68,409,338.53

## 62

	1,169,322.92	1,238,920.32
	983,707.58	994,261.88
	294,041.62	273,726.69
	199,640.82	45,770.01
	2,700.00	1,500.00
	95,038.94	76,885.23
	0.00	300,000.00
	2,744,451.88	2,931,064.13

## 63

	2,317,955.92	1,806,412.91
	183,567.42	177,206.13
	649,198.87	612,760.53
	267,461.40	334,321.75
	637,716.03	285,687.98
	213,628.92	342,135.63
	92,403.69	82,167.05
	4,361,932.25	3,640,691.98

64

	5,995,029.21	3,132,321.45
	22,657,749.84	17,649,132.19
	2,559,112.93	2,142,190.54
	772,912.36	118,934.52
	351,772.74	629,025.36
	171,240.33	148,105.09
	336,851.40	306,346.43
	337,987.02	249,925.05
	1,884,063.22	3,591,500.93
	35,066,719.05	27,967,481.56

65

	-3,129,200.69	-1,427,086.18
	76,652.21	1,482,787.14
	-68,638.34	100,778.79
	-3,121,186.82	156,479.75

66

	952,317.08	-221,009.18
	842,789.29	
	1,795,106.37	-221,009.18

67

--	--	--

68

	598,285.08	-1,034,563.35
	3,487,970.85	2,077,260.28
	4,086,255.93	1,042,696.93

69

--	--	--

70

		602,100.00
	288,000.00	165,000.00
	288,000.00	767,100.00

71

	273,500.00	1,127,312.97	273,500.00
	221,398.87	100,315.18	221,398.87
		3,992.20	
	518,601.69	1,231,620.35	518,601.69

								/
							44,925.74	
						129,000.00		
							59,387.23	
						29,200.00	20,000.00	
							860,000.00	
						75,300.00	113,000.00	
						40,000.00	30,000.00	
	--	--	--	--	--	273,500.00	1,127,312.97	--



75

1

	3,129,200.69	1,427,086.18
	561,500.00	1,292,312.97
	245,101.69	104,307.38
	123,196.69	769,613.52
	718,000.00	160,000.00
	4,776,999.07	3,753,320.05

2

	7,980,546.57	8,223,758.07
	263,625.90	2,582.36
	8,244,172.47	8,226,340.43

3

	1,060,400.00	16,758,800.00
	1,060,400.00	16,758,800.00

4

--	--	--

5

	925,238.44	1,303,332.31
	925,238.44	1,303,332.31

6

	1,835,623.45	1,362,828.34
	1,835,623.45	1,362,828.34

76

1

1	--	--
	54,397,732.31	60,290,569.39
	1,795,106.37	-221,009.18
	12,870,550.99	9,820,576.34
	447,021.72	171,317.70
	629,736.30	856,450.04
“ ”	609,407.71	22,250.00
“ ”	-3,121,186.82	156,479.75
“ ”	-598,285.08	-1,034,563.35
“ ”	-672,935.53	-25,882.18
“ ”	-1,310,177.54	-4,155,543.91
“ ”	-57,393,027.57	-1,120,754.31
“ ”	29,240,828.81	-10,158,967.95

	36,894,771.67	54,600,922.34
2	--	--
3	--	--
	297,851,882.06	298,933,073.89
	327,122,183.48	221,979,308.23
	-29,270,301.42	76,953,765.66

2

	--
	--
	--

3

	--
	--
	--

4

	297,851,882.06	327,122,183.48
	69,494.09	93,254.51
	297,782,387.97	327,028,928.97
	297,851,882.06	327,122,183.48

77

“ ”

78

--	--	--

79

1

	2,434,090.48	6.6166	16,105,403.07
	8,304,202.00	0.0599	497,537.96
	1.21	4.8678	5.89
	3,978,786.92	6.6166	26,326,041.54
	1,105,720.00	6.6166	7,316,106.96
	2,250,000.00	0.0599	134,806.50
	60,596.03	6.6166	400,939.69

2

境外经营实体名称	主要经营地	记账本位币	期末折算人民币余额
香港天孚科技有限公司	香港	美元	经营业务主要以该类货币 计价与结算

80


81

1


1



2



3




4

5


6

2


1



2



3



3

4

**5**

**6**

**1**



4

5

2

1

2018 2 40% 400  
 120 1 /  
 60% 100% 2018 3  
 30

2

/	910,385.01
--	910,385.01
/	910,385.01
/	834,716.92
	75,668.09
	75,668.09

3

1

				35.00%		
				24.50%		
				45.00%		
				6.25%		

20%

20%

1

2

	/	/

3

	/		/	
	69,038,581.27	56,743,344.26	59,207,244.85	57,962,343.53
	35,597,225.81		39,516,920.96	
	104,635,807.08	56,743,344.26	98,724,165.81	57,962,343.53
	41,626,600.57		41,293,276.36	
	41,626,600.57		41,293,276.36	
	63,009,206.51	56,743,344.26	57,430,889.45	57,962,343.53
	15,437,255.60	25,534,504.92	14,070,567.92	26,083,054.59

---

--	-577,500.00		-577,500.00	
	14,859,755.60	25,534,504.92	13,493,067.92	26,083,054.59
	18,617,163.30			

8

4

				/	

5

6

1

2

项目	1年以内(含)	1-2年	2-3年	3年以上	合计
金融资产:					
货币资金	297,851,882.06				297,851,882.06
应收票据	68,224,397.29				68,224,397.29
应收账款	128,176,936.77				128,176,936.77
其他应收款	451,350.70				451,350.70
合计	494,704,566.82			494,704,566.82	
金融负债:					
应付票据	11,986,681.66			11,986,681.66	
应付账款	53,690,360.23			53,690,360.23	
合计	65,677,041.89			65,677,041.89	

1

	--	--	--	--
	--	--	--	--

2

3

4

5

6

7

8

9

1

--	--	--	--	--

---

--	--	--	--	--	--

2 / /

/

/	/	/	/	/	/	/
---	---	---	---	---	---	---

/

/

/	/	/	/	/	/	/
---	---	---	---	---	---	---

/

3

		115,360.01	107,120.00

--	--	--	--

4

--	--	--	--	--

--	--	--	--	--

5


--	--	--	--

6

		220,000.00	2,324,461.89

7

		3,775,816.46	2,940,722.42

8

6

1

		403,828.02	20,191.40		

2

		19,908,275.85	7,051,963.85

7

8

1

2

3

4

5

1

2

1

2

3

1

--	--	--	--

2

3

4

2017

2017

2018

2018 298

3000

2018 8 2

12,101,910

1

189,999,987

183,482,885.12

12,101,910

171,380,975.12

1

1

--	--	--	--

2

--	--	--

2

3

1

2

4

5

--	--	--	--	--	--	--

--	--	--	--	--	--	--

6

1

2

	140,155,225.57	67,056,310.35		207,211,535.92
	78,292,965.42	27,979,152.45		106,272,117.87

3

4

7

8

1

1

	134,932,312.48	96.39%	6,755,375.71	5.01%	128,176,936.77	101,196,146.53	99.55%	5,085,836.68	5.03%	96,110,309.85
	5,057,709.19	3.61%			5,057,709.19	454,621.64	0.45%			454,621.64
	139,990,021.67	100.00%	6,755,375.71	4.83%	133,234,645.96	101,650,768.17	100.00%	5,085,836.68	5.03%	96,564,931.49

1	134,757,110.67	6,737,855.53	5.00%
1 2	175,201.81	17,520.18	10.00%
2 3			30.00%
3			100.00%
	134,932,312.48	6,755,375.71	5.01%

2

1,669,539.03

0.00

--	--	--

3

--	--

--	--	--	--	--	--

4

单位名称	是否为关联方	款项性质	金额	账龄	占应收账款总额	坏账准备
					的比例(%)	期末余额
客户1	否	货款	27,696,059.48	1年以内	20.53	1,384,802.97
客户2	否	货款	26,334,547.92	1年以内	19.52	1,316,727.40
客户3	否	货款	17,017,379.70	1年以内	12.61	850,868.99
客户4	否	货款	4,780,677.30	1年以内	3.54	239,033.62
1年以内	3.14	211,866.84	客户5	否	货款	4,237,336.81
——	<b>59.34</b>	<b>4,003,299.82</b>	合计	——	——	<b>80,065,996.21</b>

5

6

2

1

	445,106.00	100.00%	22,255.30	5.00%	422,850.70	1,102,696.46	100.00%	740,977.25	67.20%	361,719.21
	445,106.00	100.00%	22,255.30	5.00%	422,850.70	1,102,696.46	100.00%	740,977.25	67.20%	361,719.21

1	445,106.00	22,255.30	5.00%
1 2			10.00%
2 3			30.00%
3			100.00%
	445,106.00	22,255.30	5.00%

2

718,721.95

--	--	--

3

--	--

--	--	--	--	--	--

4

		718,000.00
	303,500.00	378,348.46

	141,606.00	6,348.00
	445,106.00	1,102,696.46

5

		300,000.00	1	67.40%	15,000.00
		141,606.00	1	31.81%	7,080.30
		3,500.00	1	0.79%	175.00
	--	445,106.00	--	100.00%	22,255.30

6

--	--	--	--	--

7

8

3

	80,184,716.92					

	133,541,984.44		133,541,984.44	132,108,982.44		132,108,982.44
--	----------------	--	----------------	----------------	--	----------------

1

	45,000,000.00			45,000,000.00		
	30,000,000.00			30,000,000.00		
	2,550,000.00			2,550,000.00		
	1,800,000.00	834,716.92		2,634,716.92		
	79,350,000.00	834,716.92		80,184,716.92		

2

	3,501,185.40		69,517.43						3,570,702.83	
	26,083,054.59		-548,549.67						25,534,504.92	
	9,681,674.53		-289,370.36						9,392,304.17	
	13,493,067.92		1,366,687.68						14,859,755.60	
	52,758,982.44		598,285.08						53,357,267.52	
	52,758,982.44		598,285.08						53,357,267.52	

3

4

	207,683,347.44	145,908,477.69	169,772,181.40	90,459,957.81
	3,230,596.65	2,398,331.62	1,951,254.34	188,158.25
	210,913,944.09	148,306,809.31	171,723,435.74	90,648,116.06

5

		598,285.08
		-1,034,563.35
		3,487,970.85

	513,230.84	
	2,908,308.09	--

1 —

1 —

2

		/	/
	6.66%	0.2924	0.2924
	6.30%	0.2767	0.2767

3

1

2

3

4

2018

2018 8 21