



2017

2017 08

)

(

1

2

3

.....	2
.....	7
.....	10
.....	13
.....	25
.....	72
.....	76
.....	77
.....	78
.....	79
.....	172



4G		3G WLAN					
		LTE Long Term Evolution		4G			
		TDD-LTE	FDD-LTE	TDD-LTE	FDD-LTE	4G	
5G		4G					
		2017	1	1	2017	6	30
		2016	1	1	2016	6	30

			300394
	Suzhou TFC Optical Communication Co.,Ltd		
	TFC		

	695	695
	0512-66905892	0512-66905892
	0512-66256801	0512-66256801
	zhengquan@tfcsz.com	zhengquan@tfcsz.com

1
 √

2016

2
 √

2016

3

□ ✓

2016

4

□ ✓

□ ✓

	171,380,392.08	144,026,430.75	18.99%
	60,975,310.82	60,185,481.04	1.31%
	57,531,835.22	55,555,684.20	3.56%
	54,600,922.34	63,411,545.44	-13.89%
/	0.3281	0.3238	1.33%
/	0.3281	0.3238	1.33%
	7.84%	7.93%	-0.09%
	823,717,181.82	815,998,956.61	0.95%
	758,592,702.48	757,089,391.66	0.20%

1

□ ✓

2

□ ✓

√ □

	-22,250.00	
	1,894,412.97	
	2,077,260.28	
	101,724.52	
	607,672.17	
	3,443,475.60	--

1 —

1 —

□ √

1 —

MPO
FIBER LENS

OSA ODM

”

“

OSA ODM

(MPO)

	171,380,392.08	18.99%
60,975,310.82	1.31%	
1	18.99%	
2		1.31%

1



	1,715	2,700	
	243		
	4		
	2,700	1,715	16,000
	5,947.2		
	16,000		
	4		

2

□ √

1

“

”

“

”

2

2005

OSA

MPO

3

4

2017

2017

1

OSA ODM

18.99%

2

1.31%

2017

“

”

1

2017

1764.91

53.40%
2017

MPO

4

49

“

” “

”

2

“

”

3

MES ERP MRP

2017

2016

”

”

1

“

”

“

”

2

“ ” MPO OSA ODM
Fiber Lens
OSA
MPO OSA MPO

3

“ ” “ ”
“ ”
162,521
5G

4

2017 6 “ ”

5

“ ” “ ”

6

5947.2 “ ” 2016 2016
2016 48.92%

√ □

“ ” “ ”

	171,380,392.08	144,026,430.75	18.99%	18.99%
	68,409,338.53	52,382,090.05	30.60%	
	3,640,691.98	2,358,710.19	54.35%	
	27,967,481.56	24,715,814.71	13.16%	
	156,479.75	-3,176,273.11	-104.93%	RMB RMB
	11,222,360.34	10,620,967.24	5.66%	
	17,649,132.19	11,505,028.22	53.40%	
	54,600,922.34	63,411,545.44	-13.89%	
	81,019,754.96	31,669,426.27	155.83%	2700 1715 1.6
	-57,531,496.03	-41,781,953.01		200 5947.2
	76,953,765.66	53,882,588.03	42.82%	

□ √

10%

√ □

	119,963,282.69	52,547,906.20	56.20%	10.66%	23.22%	-4.46%
	51,417,109.39	15,861,432.33	69.15%	44.34%	62.90%	-3.52%
	171,380,392.08	68,409,338.53	60.08%	18.99%	30.60%	-3.55%

□ √

1

	298,933,073.89	36.29%	221,979,308.23	27.20%	9.09%	2,700 1,715 16,000 5,947.2
	89,022,775.68	10.81%	102,976,387.03	12.62%	-1.81%	
	49,078,645.48	5.96%	44,923,101.57	5.51%	0.45%	
	46,268,624.66	5.62%	3,153,188.01	0.39%	5.23%	
	216,150,514.24	26.24%	212,132,066.58	26.00%	0.24%	
	14,340,052.21	1.74%	9,844,376.59	1.21%	0.53%	4
	50,182,672.50	6.09%	35,404,077.48	4.34%	1.75%	

	1,999,229.15	0.24%	1,226,959.35	0.15%	0.09%	
	360,195.38	0.04%	836,694.54	0.10%	-0.06%	
	0.00	0.00%	160,000,000.00	19.61%	-19.61%	16,000
	11,843,592.99	1.44%	6,243,072.02	0.77%	0.67%	4
	42,357,670.62	5.14%	14,958,588.32	1.83%	3.31%	

2

□ √

3

1

√ □

44,150,000.00	0.00	100.00%

2

√ □

			17,150,000.00	30.00%					0.00	-1,319,155.92		2016 10 01	2016 10 1
												(www.cn info.com .cn)	

													2016-04 8
			27,000, 000.00	45.00%			4		0.00	-2,739,6 90.21		2016 07 28	(www.cn info.com .cn)
													2016-03 5
			0.00	60.00%					0.00	0.00			
	--	--	44,150, 000.00	--	--	--	--	--	0.00	-4,058,8 46.13	--	--	--

3

□ √

	”
	1.5
	12
	2017 06 30 7
	0.3

3

□ √

6**1**

√ □

				7,000	2016 11 24	2017 02 23	2.8%	7,000		0	48.33	48.33
				5,000	2016 12 14	2017 03 15	3.2%	5,000		0	39.89	39.89
				4,000	2016 12 20	2017 03 20	2.8%	4,000		0	27.62	27.62
				5,000	2017 04 01	2017 06 28	3.8%	5,000		0	47.01	47.01

				5,000	2017 04 05	2017 06 28	3.8%	5,000		0	44.88	44.88	
				26,000	--	--	--	26,000	--	0	207.73	207.73	
				22000		4000							
													0
)		2016	04	12							
)		2016	05	10							
				2016	5	9	2015	15,000					
													2

2

√

3

√

1

√

2

√

√ □

10%



3

4

5

6

“ ”

7

1

2017		65.75%	2017 02 10	2017 02 11	2017 2 11 (www.cninfo.com.cn) 2017 2017-012
2016		64.94%	2017 04 07	2017 04 08	2017 4 8 (www.cninfo.com.cn) 2016 2017-026
2017		65.84%	2017 06 06	2017 06 07	2017 6 7 (www.cninfo.com.cn) 2017 2017-035

2

√

√

				2015 01 31		
			25%			

--	--	--	--	--	--	--

				2015 01 31		
				2015 01 31		

			25%			
--	--	--	-----	--	--	--

				2015 01 31		

			25%			
--	--	--	-----	--	--	--

			20		2015 01 31	
			1			

			20			
			5%			

			a			
			b			
			2,000	c		
			2%			
			b c			
			c			
			5			
			3			
			5			

			2			
			5			
			3			
			20			

			a			
			2,000 b			
			2% b	a		
			b			
			5			
			3			

			2% a b			
			b			
			5			
			1			
				2015 01 31		

			2			
			/			
			/			
			3			


			/			
			1 / /	2015 01 31		

			2			
			/			
			/			

				1		
			2			

				2015 01 31		
			2%			

			5%			
			3 2			
			5%	2015 01 31		



,

			3			
			2			
				2015 01 31		
			30			

			30			
				1		

			2			
			1	2015 01 31		

			2			
				2015 01 31		

			1 / /			
			2			
			/			

				2015 01 31		
			1 / /			
			2			

			/			
				2017 01 20		

			1			
			2			
			3			
			4			
			5			

			“ ”			
			“ ”			
			1	2017 05 20		

			2			
--	--	--	---	--	--	--

			3			
			“ ” 5% 2017 05 20 “ ” 1			

				2		
--	--	--	--	---	--	--

			3			
			“ ”			
			“ ”	2017 05 20		
			1			

				2		
				3		

			4			
		“	”			
			5%			
		“	”			
			1			

			2			
			3			

			4			
			“ ” / /	“ 2017 05 20 ”		
			1			

✓

✓

✓

✓

✓

1

✓

2

✓

3

✓

4

✓

5√

2017 3 16

2017

6 0 0

2017

2,000

2017	2017 03 18	www.cninfo.com.cn

1**1** √**2** √**3** √**2** √**3** √

1

2

□ √

√ □

1 2017 3 28
2017-025

www.cninfo.com.cn

2

2017 6 29 ,
1000

60%

40%

1

	117,835,937	63.40%				-3,039,337	-3,039,337	114,796,600	61.77%
3	92,593,750	49.82%						92,593,750	49.82%
	92,593,750	49.82%						92,593,750	49.82%
4	25,242,187	13.58%				-3,039,337	-3,039,337	22,202,850	11.95%
	25,242,187	13.58%				-3,039,337	-3,039,337	22,202,850	11.95%
	68,014,063	36.60%				3,039,337	3,039,337	71,053,400	38.23%
1	68,014,063	36.60%				3,039,337	3,039,337	71,053,400	38.23%
	185,850,000	100.00%						185,850,000	100.00% 100.00%

	87,250,000			87,250,000		2018-2-17
	5,343,750			5,343,750		2018-2-17
	23,906,250	2,850,000		21,056,250		
	1,335,937	189,337		1,146,600		
	117,835,937	3,039,337	0	114,796,600	--	--

□ √

			13,247		8		0
		5%	10				
		46.95%	87,250,000		87,250,000		
		15.11%	28,075,000		21,056,250	7,018,750	
		2.88%	5,343,750		5,343,750		
		2.08%	3,865,377			3,865,377	
		1.49%	2,777,020			2,777,020	
		1.21%	2,249,476	259,832		2,249,476	
		0.82%	1,528,800		1,146,600	382,200	1,053,800

		0.72%	1,341,260			1,341,260		
		0.48%	900,000			900,000		
		0.45%	843,173	363,645		843,173		
		<p style="text-align: center;">56.15%</p> <p style="text-align: right;">100%</p> <p style="text-align: right;">-</p>						
10								
						7,018,750		7,018,750
						3,865,377		3,865,377
						2,777,020		2,777,020

2,40079c6899T3.64 .8867 TD.0007 Tc[(2,40079c689

□ √

□ ✓

2016

□ ✓

2016

□ √

1

2017 06 30

	298,933,073.89	221,979,308.23
	50,182,672.50	35,404,077.48
	89,022,775.68	102,976,387.03
	1,999,229.15	1,226,959.35
	360,195.38	836,694.54
	49,078,645.48	44,923,101.57

		160,000,000.00
	489,576,592.08	567,346,528.20
	46,268,624.66	3,153,188.01
	216,150,514.24	212,132,066.58
	14,340,052.21	9,844,376.59
	42,357,670.62	14,958,588.32
	1,617,453.19	784,337.24
	1,562,681.83	1,536,799.65
	11,843,592.99	6,243,072.02
	334,140,589.74	248,652,428.41
	823,717,181.82	815,998,956.61
	576,003.99	6,348,521.24

	23,932,120.94	25,781,887.06
	339,560.12	1,104,017.95
	13,518,724.46	14,560,059.56
	7,639,445.41	9,277,708.06
	30.00	190,735.23
	46,005,884.92	57,262,929.10
	17,134,190.00	977,490.00
	669,145.85	669,145.85
	17,803,335.85	1,646,635.85
	63,809,220.77	58,909,564.95
	185,850,000.00	185,850,000.00

	221,413,679.40	221,413,679.40
	44,531,574.74	44,531,574.74
	306,797,448.34	305,294,137.52
	758,592,702.48	757,089,391.66
	1,315,258.57	
	759,907,961.05	757,089,391.66
	823,717,181.82	815,998,956.61

2

JAN j 'COCS ê dp€, i oi€~57ãhw0 | AIR,, Ž âA2W xA--ô %X P†A2W xA-! %XX QR@@ CO

	51,309,078.08	57,315,984.28
	124,268,624.66	48,153,188.01
	86,600,195.81	86,507,336.91
	3,915,815.53	1,459,982.85
	7,435,454.61	7,521,134.13
	1,617,453.19	784,337.24
	815,246.36	848,410.94
	6,014,635.36	4,392,652.02
	281,976,503.60	206,983,026.38
	764,432,576.28	772,480,654.56
	576,003.99	6,348,521.24
	16,745,520.53	19,712,976.55
	339,560.12	1,104,017.95
	5,369,011.63	8,241,409.81
	5,112,638.72	7,680,384.17
	15,150,000.00	

	43,292,734.99	43,087,309.72
	375,390.00	977,490.00
	375,390.00	977,490.00
	43,668,124.99	44,064,799.72
	185,850,000.00	185,850,000.00
	221,413,679.40	221,413,679.40
	44,531,574.74	44,531,574.74
	268,969,197.15	276,620,600.70
	720,764,451.29	728,415,854.84
	764,432,576.28	772,480,654.56

3

--	--	--

	171,380,392.08	144,026,430.75
	171,380,392.08	144,026,430.75
	102,884,046.77	78,615,088.50
	68,409,338.53	52,382,090.05
	2,931,064.13	1,855,098.57
	3,640,691.98	2,358,710.19
	27,967,481.56	24,715,814.71
	156,479.75	-3,176,273.11
	-221,009.18	479,648.09
“ ”	0.00	0.00
“ ”	1,042,696.93	4,351,577.85
	-1,034,563.35	
“ ”		
	767,100.00	
“ ”	70,306,142.24	69,762,920.10
	1,231,620.35	1,095,241.96
	24,832.86	51,713.78
“ ”	71,512,929.73	70,806,448.28
	11,222,360.34	10,620,967.24
“ ”	60,290,569.39	60,185,481.04

	60,975,310.82	60,185,481.04
	-684,741.43	

4

	171,723,435.74	144,026,430.75
	90,648,116.06	68,420,365.22
	1,805,409.99	1,178,332.17
	3,640,691.98	2,358,710.19
	17,388,828.79	17,094,631.75
	174,069.12	-3,165,316.45
	-221,097.18	572,689.89
“ ”	0.00	0.00
“ ”	1,042,696.93	4,351,577.85
	-1,034,563.35	
	602,100.00	
“ ”	59,932,213.91	61,918,595.83
	1,148,431.47	462,711.96
	2,574.36	51,713.78

1.		
2.		
3.		
4.		
5.		
6.		
	51,820,596.45	53,067,194.00

5

	199,514,419.61	158,876,269.53
	0.00	138,945.27
	3,753,320.05	2,587,473.38

	203,267,739.66	161,602,688.18
	76,723,033.63	38,791,319.06
	34,750,349.11	30,400,843.80
	28,967,094.15	24,895,563.88
	8,226,340.43	4,103,416.00
	148,666,817.32	98,191,142.74
	54,600,922.34	63,411,545.44
	260,000,000.00	222,000,000.00
	2,077,260.28	4,351,577.85
	0.00	0.00
	0.00	0.00
	16,758,800.00	0.00
	278,836,060.28	226,351,577.85
	53,666,305.32	44,682,151.58
	144,150,000.00	150,000,000.00
	0.00	0.00
	0.00	0.00
	0.00	0.00
	197,816,305.32	

	2,077,260.28	4,351,577.85
	0.00	0.00
	0.00	0.00
	0.00	0.00
	274,077,260.28	275,551,577.85
	11,631,212.70	18,483,561.57
	207,468,369.00	244,034,028.95
	0.00	0.00
	0.00	0.00
	219,099,581.70	262,517,590.52
	54,977,678.58	13,033,987.33
	0.00	0.00
	0.00	0.00
	0.00	0.00
	1,303,332.31	1,506,715.05
	1,303,332.31	1,506,715.05
	0.00	0.00
	59,472,000.00	41,630,400.00
	1,362,828.34	1,658,268.06
	60,834,828.34	43,288,668.06
	-59,531,496.03	-41,781,953.01
	-1,135,341.32	583,569.33
	72,398,433.25	43,407,946.69
	219,285,360.09	139,381,052.66
	291,683,793.34	182,788,999.35

	185,85 0,000. 00				221,413 ,679.40				44,531, 574.74		305,294 ,137.52		757,089 ,391.66
	185,85 0,000. 00				221,413 ,679.40				44,531, 574.74		305,294 ,137.52		757,089 ,391.66
“ ”											1,503,3 10.82	1,315,2 58.57	2,818,5 69.39
											60,975, 310.82	-684,74 1.43	60,290, 569.39
												2,000,0 00.00	2,000,0 00.00
1													
2													
3													
4													
											-59,472, 000.00		-59,472, 000.00
1													
2													





0

,679.40

2													
	185,850,000.00				221,413,679.40				44,531,574.74		305,294,137.52		757,089,391.66

8

	185,850,000.00				221,413,679.40				44,531,574.74	276,620,600.70	728,415,854.84	
	185,850,000.00				221,413,679.40				44,531,574.74	276,620,600.70	728,415,854.84	
“ ”										-7,651,403.55	-7,651,403.55	
										51,820,596.45	51,820,596.45	
1												
2												
3												
4												
										-59,472,000.00	-59,472,000.00	

1											-10,731,883.19
2											-59,472,000.00
3											
1											
2											
3											
4											
1											
2											
	185,850,000.00				221,413,679.40				44,531,574.74	268,969,197.15	720,764,451.29

	74,340,000.00				332,923,679.40				33,669,938.36	220,496,273.32	661,429,891.08
	74,340,000.00				332,923,679.40				33,669,938.36	220,496,273.32	661,429,891.08
“ ”	111,510,000.00				-111,510,000.00				10,861,636.38	56,124,327.38	66,985,963.76

										108,616,363.76	108,616,363.76
1											
2											
3											
4											
									10,861,636.38	-52,492,036.38	-41,630,400.00
1									10,861,636.38	-10,861,636.38	
2										-41,630,400.00	-41,630,400.00
3											
	111,510,000.00										-111,510,000.00
1	111,510,000.00										-111,510,000.00
2											

2009

2011 9 “ ”
 2005 6 15
 [2005]60367 2005 7 20
 2011 8 8 2011 6 30 12,175.01 5,910
 1 5,910
 2015 1 30 [2015]183
 1,859 (1) 1,524 335
 7,434 2015 2 17
 300394
 2016 5 9 2015 10
 15 111,510,000 185,850,000
 8,725 46.95%
 913205007764477744
 17

2017 8 8

2

C39

3

4

OSA ODM

MPO

5

6

“ ”	4,500		2010 11
“ ”	5,000		2016 8

“ ”	500		2016 11
“ ”	1,000		2017 6

1

—— “ ”
 —— 2014

15

2

12

1

2014

15 ——

2

1 1 12 31

3

12

4

5

1

2

6

7

1

2

8

9

2

3

4

23 —

5

50%

12



	100

2

--	--

√ □

--	--	--

□ √

3

12

1

2

3

4

5

13

1

2

14

1

2

16**1****2**

		20	5/10	4.50/4.75
		10	5/10	9.00/9.50
		5	5/10	18.00/19.00
		5	5/10	18.00/19.00
		5	5/10	18.00/19.00

3

75%

90%

90%

17

18

1

1

1

2

3

3

19

20

2

3

4

25

1

2

26

27

28

1

2

3

29

1

2

30 /

31

1

2

32

33

1

√ □

--	--	--

2

√ □

--	--	--	--

34

1

		17%
		7%
		5%
		15%
		25%
		5%

	25%
	25%
	25%

2

2015 7 6

GR201532000580

15%

2015 9 25

GR201536000235

15%

3

1

	51,052.60	42,263.50
	298,882,021.29	221,777,044.73
		160,000.00
	298,933,073.89	221,979,308.23

2

--	--	--

3

□ √

4**1**

	49,489,161.30	34,387,916.58
	693,511.20	1,016,160.90
	50,182,672.50	35,404,077.48

2

--	--

3

	10,209,822.25	15,974,600.76
	10,209,822.25	15,974,600.76

4

--	--

5

1

	93,724,744.30	100.00%	4,701,968.62	5.02%	89,022,775.68	108,403,338.56	100.00%	5,426,951.53	5.01%	102,976,387.03
	93,724,744.30	100.00%	4,701,968.62	5.02%	89,022,775.68	108,403,338.56	100.00%	5,426,951.53	5.01%	102,976,387.03

√

√

1			
1	93,501,818.66	4,675,090.93	5.00%
1 2	200,000.00	20,000.00	10.00%
2 3	22,925.64	6,877.69	30.00%
	93,724,744.30	4,701,968.62	5.02%

□ √

2

-724,982.91

6

1

1	1,999,229.15	100.00%	1,226,959.35	100.00%
	1,999,229.15	--	1,226,959.35	--

1

1

2

单位名称	是否为关联方	款项性质	金额	账龄	占预付账款总额
以内	20.99%	供应商1	否	电费	1419,715.00
以内	14.67%	供应商2	否	代垫运费	293,289.12
以内		供应商3	否	电费	6,800.00
以内		供应商4	否	电费	6,490.00
以内		供应商5	否	电费	5,480.00
			10,088,500.12		541,590
					合计

7

1

--	--	--

2

--	--	--	--	--

8

1			
1	379,153.03	18,957.65	5.00%
1 2			10.00%
2 3			30.00%
3	835,500.00	835,500.00	100.00%
	1,214,653.03	854,457.65	70.35%

√

√

2

503,973.73

--	--	--

3

--	--

--	--	--	--	--	--

4

	718,000.00	795,250.00
	117,500.00	95,000.00
	379,153.03	299,428.46
	1,214,653.03	1,189,678.46

	18,529,844.58		18,529,844.58	14,021,559.71		14,021,559.71
	16,501,861.19		16,501,861.19	18,033,831.68		18,033,831.68
	14,046,939.71		14,046,939.71	12,867,710.18		12,867,710.18
	49,078,645.48		49,078,645.48	44,923,101.57		44,923,101.57

4 —

1 —

5 —

2

3

4

--	--

11

--	--	--	--	--

12

--	--	--

13

		160,000,000.00
		160,000,000.00

14

1

2

--	--	--	--	--

3

15

1

2

--	--	--	--	--

3

16

1

2

3

17

--	--	--	--	--	--	--

	3,153,188 .01			594,044.0 2					3,747,232 .03
		17,150,00 0.00							16,754,25 3.22
		27,000,00 0.00							25,767,13 9.41
	3,153,188 .01	44,150,00 0.00							46,268,62 4.66
	3,153,188 .01	44,150,00 0.00							46,268,62 4.66

18**1**

√

2

√

3

--	--	--

19**1**

1.	110,148,068.62	129,803,789.84	2,615,256.38	2,029,248.11	17,067,960.34	261,664,323.29
2.	9,305,271.56	3,362,896.28	77,361.54		2,864,639.41	15,610,168.79
1		1,282,655.36	77,361.54		2,864,639.41	4,224,656.31
2	9,305,271.56	2,080,240.92				11,385,512.48

3						
3.		1,932,443.68			71,911.10	2,004,354.78
1		1,932,443.68			71,911.10	2,004,354.78
4.						

2.	100,598,715.87	100,062,290.71	283,663.65	609,329.62	10,578,066.73	212,132,066.58
----	----------------	----------------	------------	------------	---------------	----------------

2

--	--	--	--	--	--

3

--	--	--	--	--

4

	2,721,685.20

5

	4,532,551.09	4
	52,498,413.12	

20

1

3	1,481,461.86		1,481,461.86	3,808,445.84	3,808,445.84
	3,917,184.72		3,917,184.72	1,461,352.04	1,461,352.04
4	7,917,435.04		7,917,435.04	4,550,306.87	4,550,306.87
	999,698.75		999,698.75		

/MES	24,271.84		24,271.84	24,271.84		24,271.84
	14,340,052.21		14,340,052.21	9,844,376.59		9,844,376.59

2

4	8,000,00 0.00	4,550,30 6.87	3,367,12 8.17			7,917,43 5.04	95.00%	100%				
3	30,000,0 00.00	3,808,44 5.84	2,503,95 6.63	4,830,94 0.61		1,481,46 1.86	95.00%	100%				
		1,461,35 2.04	4,536,07 3.60	2,080,24 0.92		3,917,18 4.72						
	250,000. 00	24,271.8 4				24,271.8 4	10.00%	10%				
			999,698. 75			999,698. 75						
	38,250,0 00.00	9,844,37 6.59	11,406,8 57.15	6,911,18 1.53	0.00	14,340,0 52.21	--	--				--

3

--	--	--	--

21

--	--	--	--

22

--	--	--	--

23

1

□ √

2

□ √

24

□ √

25

1

1.	16,992,119.11				16,992,119.11
2.	27,570,400.00				27,570,400.00
1	27,570,400.00				27,570,400.00
2					
3					
3.					
1					
4.					
	44,562,519.11				44,562,519.11
1.	2,033,530.79				2,033,530.79
2.	171,317.70				171,317.70

1	171,317.70				171,317.70
3.					
1					

		2,086,857.39				2,086,857.39		
40G		4,869,190.59				4,869,190.59		
100G OSA		1,333,488.74				1,333,488.74		
		1,826,163.17				1,826,163.17		
		1,498,520.12				1,498,520.12		
MPO		2,386,245.00				2,386,245.00		
		495,206.76				495,206.76		
						864,902.01		
0.00						949,441.53		
						1,097,644.12		
						241,472.76		

27

1

--	--	--	--	--

2

--	--	--	--	--

28

	784,337.24		784,337.24		
		504,504.50	42,042.04		462,462.46
		721,698.13	30,070.76		691,627.37
		563,963.96	100,600.60		463,363.36
	784,337.24	1,790,166.59	957,050.64		1,617,453.19

29

/

1

	5,556,426.27	833,450.74	5,779,935.45	866,990.32
	4,861,540.61	729,231.09	4,465,395.54	669,809.33
	10,417,966.88	1,562,681.83	10,245,330.99	1,536,799.65

2

	4,460,972.32	669,145.85	4,460,972.32	669,145.85
	4,460,972.32	669,145.85	4,460,972.32	669,145.85

3

		1,562,681.83		1,536,799.65
		669,145.85		669,145.85

4

		2,263,694.67	164,051.23
		2,263,694.67	164,051.23

5

2021	164,051.23	164,051.23	
2022	2,099,643.44		
	2,263,694.67	164,051.23	--

30

	11,843,592.99	6,243,072.02
	11,843,592.99	6,243,072.02

31**1**

--	--	--

2

--	--	--	--	--

32

--	--	--

33

□ √

34

	576,003.99	6,348,521.24
	576,003.99	6,348,521.24

35**1**

1	23,576,805.43	25,685,574.10
1 2	339,150.51	53,262.11

2 3	14,450.00	11,485.00
3	1,715.00	31,565.85
	23,932,120.94	25,781,887.06

2 1

--	--	--

单位名称	是否为关联方	款项性质	金额	账龄	占期末应付账款余额的%
供应商1	否	材料款	2,503,753.19	1年以内	10.46
供应商2	否	材料款	1,971,650.00	1年以内	8.24
供应商3	否	材料款	1,793,100.00	1年以内	7.49
供应商4	否	工程款	935,000.00	1年以内	3.91
供应商5	否	咨询服务	763,200.00	1年以内	3.19
合计	——	——	7,966,703.19	——	33.29

36

1

1	329,401.02	1,098,052.34
1 2	9,259.10	5,065.61
2 3	900.00	900.00
	339,560.12	1,104,017.95

2 1

--	--	--

3

--	--

单位名称	与本公司关系	金额	账龄	占期末预收账款余额的%
客户1	客户	105,487.13	1年以内	31.07
客户2	客户	87,681.33	1年以内	25.82
客户3	客户	39,660.72	1年以内	11.68
客户4	客户	32,300.00	1年以内	9.51
客户5	客户	28,242.00	1年以内	8.32
合计	—	293,371.18	—	86.40

37

1

	14,560,059.56	42,087,186.06	43,134,768.63	13,512,476.99
-	0.00	3,463,618.72	3,457,371.25	6,247.47
	14,560,059.56	45,550,804.78	46,592,139.88	13,518,724.46

2

1	14,033,409.99	39,404,207.84	40,138,333.01	13,299,284.82
2				0.00
3	0.00	1,217,055.77	1,216,919.46	136.31
		943,803.47	943,803.47	0.00
		244,664.20	244,603.46	60.74
		28,588.10	28,512.53	75.57
4	0.00	885,593.00	884,750.40	842.60
5	526,649.57	580,329.45	894,765.76	212,213.26

6	0.00	0.00	0.00	0.00
7	0.00	0.00	0.00	0.00
	14,560,059.56	42,087,186.06	43,134,768.63	13,512,476.99

3

1	0.00	3,391,261.25	3,385,013.78	6,247.47
2	0.00	72,357.47	72,357.47	0.00
3	0.00	0.00	0.00	0.00
	0.00	3,463,618.72	3,457,371.25	6,247.47

38

	385,077.78	1,963,022.32
	6,412,004.92	6,631,574.94
	220,664.49	133,856.27
	247,589.97	222,675.45
	190,837.43	160,208.20
	152,417.74	133,002.20
	18,765.00	18,765.01
	12,088.08	14,603.67
	7,639,445.41	9,277,708.06

39

--	--	--

--	--	--

40

--	--	--

1

41

1

		190,735.23
	30.00	
	30.00	190,735.23

2

1

--	--	--

42

--	--	--

43

--	--	--

44

--	--	--



45

1



46

1

47

1

--	--	--

48

1

--	--	--

2

--	--	--

--	--	--

--	--	--

49

--	--	--	--	--	--

50

--	--	--	--

51

	977,490.00	16,758,800.00	602,100.00	17,134,190.00	
	977,490.00	16,758,800.00	602,100.00	17,134,190.00	--

						/
	977,490.00		602,100.00		375,390.00	
		16,758,800.00			16,758,800.00	
	977,490.00	16,758,800.00	602,100.00		17,134,190.00	--

52

--	--	--

53

		+ -					
	185,850,000.00					185,850,000.00	

股东名称	期末余额		期初余额	
	金额	比例 (%)	金额	比例 (%)
天孚仁和	87,250,000.00	46.95	87,250,000.00	46.95
其他流通股	98,600,000.00	53.05	98,600,000.00	53.05
合计	185,850,000.00	100.00	185,850,000.00	100.00

59

	44,531,574.74			44,531,574.74
	44,531,574.74			44,531,574.74

60

		305,294,137.52	236,208,431.01
		305,294,137.52	236,208,431.01
		60,975,310.82	121,577,742.89
			10,861,636.38
		59,472,000.00	41,630,400.00
		306,797,448.34	305,294,137.52

- 1)
- 2)
- 3)
- 4)
- 5)

61

	169,694,115.66	68,293,966.18	143,939,004.35	52,324,684.46
	1,686,276.42	115,372.35	87,426.40	57,405.59
	171,380,392.08	68,409,338.53	144,026,430.75	52,382,090.05

62

--	--	--

	1,238,920.32	855,915.65
	994,261.88	684,699.83
	273,726.69	92,722.49
	45,770.01	45,769.99
	1,500.00	1,500.00
	76,885.23	69,021.99
	300,000.00	105,468.62
	2,931,064.13	1,855,098.57

2016 1 6

“ ”

税种	金额
车船使用税	1,500.00
防洪基金	105,468.62
房产税	92,722.49
土地使用税	45,769.99
印花税	69,021.99
总计	314,483.09

63

	1,806,412.91	1,472,514.50
	177,206.13	151,556.90
	612,760.53	391,996.26
	334,321.75	179,366.26
	285,687.98	117,453.78
	342,135.63	
	82,167.05	45,822.49
	3,640,691.98	2,358,710.19

64

	3,132,321.45	9,167,992.44
	17,649,132.19	11,505,028.22
	2,142,190.54	1,343,953.91
	118,934.52	588,603.77
	629,025.36	337,187.44
	148,105.09	
	306,346.43	228,052.47
	249,925.05	182,578.90
	3,591,500.93	1,362,417.56
	27,967,481.56	24,715,814.71

65

	-1,427,086.18	-1,814,553.33
	1,482,787.14	-1,405,077.53
	100,778.79	43,357.75
	156,479.75	-3,176,273.11

66

	-221,009.18	479,648.09
	-221,009.18	479,648.09

67

	0.00	0.00

68

	-1,034,563.35	
	2,077,260.28	4,351,577.85
	1,042,696.93	4,351,577.85

69

	602,100.00	
	165,000.00	
	767,100.00	

70

	3,992.20		
	1,127,312.97	1,086,139.43	
	100,315.18	9,102.53	
	1,231,620.35	1,095,241.96	

								/
							15,000.00	

--	--	--	--	--	--	--	--	--	--

						30,000.00		
	--	--	--	--	--	1,127,312.97	1,086,139.43	--

71

	22,250.00	51,713.78	
	2,582.86		
	24,832.86	51,713.78	

72

1

	11,197,446.64	10,952,020.83
	24,913.70	-331,053.59
	11,222,360.34	10,620,967.24

2

	71,512,929.73
/	10,726,939.46
	-209,964.35

	68,981.12
	636,404.11
	11,222,360.34

73

74

1

	1,427,086.18	1,814,553.33
	1,292,312.97	746,139.43
	104,307.38	9,102.53
	769,613.52	17,678.09
	160,000.00	
	3,753,320.05	2,587,473.38

2

	8,223,758.07	4,103,416.00

4

	0.00	0.00

5

	1,303,332.31	1,506,715.05
	1,303,332.31	1,506,715.05

6

	1,362,828.34	1,658,268.06
	1,362,828.34	1,658,268.06

75**1**

1	--	--
	60,290,569.39	60,185,481.04
	-221,009.18	479,648.09
	9,820,576.34	6,114,127.88
	171,317.70	171,317.70
	856,450.04	148,933.32

	“ ”	22,250.00	51,713.78
	“ ”	156,479.75	-583,569.33
	“ ”	-1,034,563.35	-4,351,577.85
	“ ”	-25,882.18	-331,053.59
	“ ”	-4,155,543.91	-4,665,623.88
	“ ”	-1,120,754.31	-6,903,220.59
	“ ”	-10,158,967.95	13,095,368.87
		54,600,922.34	63,411,545.44
2		--	--
3		--	--
		298,933,073.89	194,623,051.19
		221,979,308.23	140,740,463.16
		76,953,765.66	53,882,588.03

2

	--
	--
	--

3

	--
	--
	--

4

	298,933,073.89	221,979,308.23
	51,052.60	41,724.36
	298,882,021.29	194,581,326.83
	298,933,073.89	221,979,308.23

76

“ ”

77

--	--	--

78

1

	7,465,309.28	6.7744	50,572,991.19
	51,583,376.00	0.0612	3,158,656.62
	1.21	4.8678	5.89
	2,741,621.03	6.7744	18,572,837.51
	141,834.00	6.7744	960,840.25
	30,256.80	7.7496	234,478.10
	7,112,500.00	0.0605	430,199.58
	7,711.66	6.7744	52,241.87

2

□ √

79

80

1

1

--	--	--	--	--	--	--	--

5

6

5

2017 6 29 1000
 60% 40%

6

1

1

				100.00%		
				100.00%		
				60.00%		
				60.00%		

2

	40.00%	-684,741.43		1,315,258.57
	40.00%	0.00		0.00

--	--	--	--	--

3

--	--	--	--	--	--	--	--	--	--	--	--	--	--	--

4

5

2

1

2




3

1

--	--	--

"VgBaB10"



				45.00%		

20%

20%

2

	/	/

3

	/	/

4

	/	/
	--	--
	--	--
	--	--
	46,268,624.66	3,153,188.01
	--	--
--	-1,034,563.35	-346,811.99
--	-1,034,563.35	-346,811.99

5

6

--	--	--	--

--	--	--	--

7

8

4

				/

5

6

1

2

项目	1年以内(含)	1—2年	2—3年	3年以上	合计
金融资产:					
货币资金	298,933,073.89				298,933,073.89
应收票据	50,182,672.50				50,182,672.50
应收账款	93,724,744.30				93,724,744.30
其他应收款	1,214,653.03				1,214,653.03
合计	444,055,143.72	0.00	0.00	0.00	444,055,143.72
金融负债:					
应付票据	576,003.99				576,003.99
应付账款	23,932,120.94				23,932,120.94
合计	24,508,124.93	0.00	0.00	0.00	24,508,124.93

1

	--	--	--	--
	--	--	--	--

2

3

4

5

6

7

8

9

1

			160.00	46.95%	46.95%

48.56%

2

-1. 1

3

-3. 1

4

--	--

5

1

/

		597,900.00	16,000,000.00		0.00

/

		352,895.19	
		144,712.00	

2

/

/

/

/	/	/	/	/	/	/
---	---	---	---	---	---	---

/

/

/	/	/	/	/	/	/
---	---	---	---	---	---	---

/

3

--	--	--	--

		107,120.00	0.00
--	--	------------	------

--	--	--	--

4

--	--	--	--	--

--	--	--	--	--

5

6

		2,324,461.89	0.00

7

		2,940,722.42	1,697,018.25

8**6****1**

		342,121.07	0.00		

2

		509,240.02	0.00

7**8****1** √**2** √**3** √

4

5

1

2

1

2

3

1



2

3

4

3,000

5

71,800

2017

A

2017
3,000

1

1



2



2

3

1

2

4

5



6

1

2

	119,963,282.69	51,417,109.39		171,380,392.08
	52,547,906.20	15,861,432.33		68,409,338.53

3

4

7

8

1

1

	94,575,648.81	100.00%	4,701,968.62	4.97%	89,873,680.19	108,403,338.56	100.00%	5,426,951.53	5.01%	102,976,387.03
	94,575,648.81	100.00%	4,701,968.62	4.97%	89,873,680.19	108,403,338.56	100.00%	5,426,951.53	5.01%	102,976,387.03

□ √

√ □

1			
1	94,352,723.17	4,675,090.93	5.00%
1 2	200,000.00	20,000.00	10.00%
2 3	22,925.64	6,877.69	30.00%

	94,575,648.81	4,701,968.62	4.97%
--	---------------	--------------	-------

□ √

2

-724,982.91

--	--	--

3

--	--

--	--	--	--	--	--

4

单位名称	是否为公司关联方	款项性质	金额	账龄	占应收账款总额的比例(%)	坏账准备
	关联方					期末余额
客户1	否	货款	12,568,265.09	1年以内	13.29%	
客户2	否	货款	9,040,388.23	1年以内	9.56%	
客户3	否	货款	6,076,950.00	1年以内	6.43%	
客户4	否	货款	4,552,378.09	1年以内	4.81%	
客户5	否	货款				
合计			45,794,910.51		48.42%	

5


6

2

1



3



6

--	--	--	--	--

7**8****3**

	78,000,000.00		78,000,000.00	45,000,000.00		45,000,000.00
	46,268,624.66		46,268,624.66	3,153,188.01		3,153,188.01
	124,268,624.66		124,268,624.66	48,153,188.01		48,153,188.01

1

	45,000,000.00			45,000,000.00		
		30,000,000.00		30,000,000.00		
		3,000,000.00		3,000,000.00		
	45,000,000.00	33,000,000.00		78,000,000.00		

2

	3,153,188				594,044.0					3,747,232	
	.01				2					.03	
		17,150,00								16,754,25	
		0.00								3.22	
		27,000,00								25,767,13	
		0.00								9.41	
	3,153,188	44,150,00			594,044.0					46,268,62	
	.01	0.00			2					4.66	
	3,153,188	44,150,00			594,044.0					46,268,62	
	.01	0.00			2					4.66	

3

4

	169,772,181.40	90,459,957.81	143,939,004.35	68,362,959.63
	1,951,254.34	188,158.25	87,426.40	57,405.59
	171,723,435.74	90,648,116.06	144,026,430.75	68,420,365.22

5

	-1,034,563.35	
	2,077,260.28	4,351,577.85
	1,042,696.93	4,351,577.85

6**1**

√ □

	-22,250.00	
	1,894,412.97	
	2,077,260.28	
	101,724.52	
	607,672.17	
	3,443,475.60	--

1 —

1 —

□ √

2

		/	/
	7.84%	0.3281	0.3281
	7.41%	0.3096	0.3096

3**1**

□ √

2

□

2017

2017 8 7